

Each year the National Survey of Student Engagement (NSSE) asks students at hundreds of colleges and universities to reflect on the time they devote to various learning activities. The topics explored are linked to previous research on student success in college.

Results from NSSE can provide prospective students with insights into how they might learn and develop at a given college. To help in the college exploration process, NSSE developed *A Pocket Guide to Choosing a College* to give students and their families key questions to ask during campus visits.



A Pocket Guide to Choosing a College is available at nsse.indiana.edu/html/pocket_guide.cfm

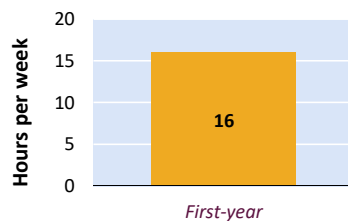


The following responses were provided by 20 Weimar students on the 2018 survey.

Academics

How much time do students spend studying each week?

First-year (FY) students spent an average of 16 hours per week preparing for class.



Do courses challenge students to do their best?^a

60% of FY students reported that their courses "highly" challenged them to do their best work.

How much writing is expected?

In an academic year, FY students estimated they were assigned an average of 71 pages of writing.

How much reading is expected?

FY students estimated they spent an average of 5 hours per week on assigned reading.

How often do students make course presentations?^b

40% of FY students "frequently" gave course presentations.

Do class discussions and assignments include the perspectives of diverse groups of people?^b

68% of FY students "frequently" included diverse perspectives in course discussions or assignments.

Do students connect ideas from their different courses?^b

75% of FY students "frequently" combined ideas from different courses to complete assignments.

Does learning connect to societal problems or issues?^b

80% of FY students "frequently" connected what they were learning in class to societal problems or issues.

Experiences with Faculty

How do students rate their interactions with faculty?^c

80% of FY students rated the quality of their interactions with faculty as "high."

How often do students talk with faculty members or advisors about their career plans?^b

25% of FY "frequently" discussed career plans with faculty.

Do faculty members clearly explain course goals and requirements?

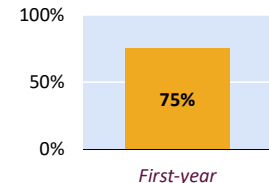
85% of FY students said instructors clearly explained course goals and requirements "quite a bit" or "very much."

How often do students interact with faculty outside class?

60% of FY students said they "frequently" interacted with faculty on activities other than coursework.

Do students receive prompt and detailed feedback?^d

75% of FY students said instructors "substantially" gave prompt and detailed feedback on tests or completed assignments.



How often do students talk with faculty members outside class about what they are learning?^b

45% of FY students "frequently" discussed course topics, ideas, or concepts with a faculty member outside of class.

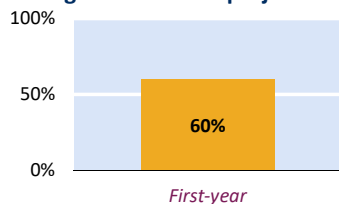
How do students rate their interactions with faculty?^c

80% of FY students gave the quality of their interactions with their instructors a "high" rating.

Learning with Peers

How often do students work together on class projects and assignments?^b

60% of FY students "frequently" worked with their peers on course projects and assignments.



Do students help each other learn?^b

79% of FY students "frequently" explained course material to one or more students.

How often do students work together to prepare for exams?^b

65% of FY students "frequently" prepared for exams by discussing or working through course material with other students.

How often do students interact with others who have different viewpoints or who come from different backgrounds?^b

Among FY students, 70% "frequently" had discussions with people with different political views, 100% "frequently" had discussions with people from a different economic background, and 100% "frequently" had discussions with people from a different race or ethnicity.

Campus Environment

Are students encouraged to use learning support services (tutors, writing center)?^d

85% of FY students said the institution "substantially" emphasized the use of learning support services.

How do students rate their interactions with academic advisors?^c

75% of FY students gave the quality of their interactions with academic advisors a "high" rating.

How well do students get along with each other?^c

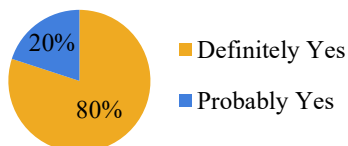
85% of FY students gave the quality of their interactions with their peers a "high" rating.

How do students rate their interactions with other administrative staff and offices?

90% of FY rated the quality of interactions with other administrative staff and offices as "high".

If you could start over, would you still attend Weimar?

Definitely yes 80%
Probably yes 20%
Probably no 0%
Definitely no 0%



How satisfied are students with their educational experience?

100% of FY rated their entire educational experience at this institution as "excellent" or "good."

Rich Educational Experiences

How many students have participated in learning communities?

During their first year, 25% of students participated in a learning community.

How many students plan to do a culminating senior experience? (capstone, senior project, thesis, etc.)

65% of FY students.

How important is community service or volunteer work?

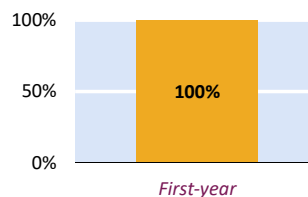
95% of FY students spent more than 1 hour a week volunteering or doing community service, and 20% spent more than 6 hours.

How many students get or plan to get practical, real-world experience through internships or field experiences?

85% of FY students either have (20%) or plan to (65%) participated in some form of internship, co-op, field experience, student teaching, or clinical placement.

How many courses include community-based service-learning projects?^e

100% of FY students said "at least some" of their courses included a community-based service-learning project.



Notes

- "Highly" is a 6 or 7 on a seven-point scale where 1 is "Not at all" and 7 is "Very much."
- "Frequently" is "Often" or "Very often."
- A "High" rating is a 6 or 7 on a seven-point scale where 1 is "Poor" and 7 is "Excellent."
- "Substantially" is "Quite a bit" or "Very much."
- "At least some" is defined by combining responses of "Some," "Most," and "All."



Center for Postsecondary Research
Indiana University School of Education
1900 East Tenth Street, Suite 419
Bloomington, IN 47406-7512
Phone: 812-856-5824
Email: nsse@indiana.edu
Web: nsse.indiana.edu
Twitter: @NSSEsurvey, @NSSEinstitute
Facebook: @NSSEsurvey
Blog: NSSEsightings.indiana.edu

NSSEID: 999031